

# Environmental product declaration

in accordance with ISO 14025 and EN 15804+A2

BVD



---

**TROX®** TECHNIK  
The art of handling air

---

The Norwegian EPD Foundation

**Owner of the declaration:**

TROX Group

**Product:**

BVD

**Declared unit:**

1 pcs

**This declaration is based on Product Category Rules:**

CEN Standard EN 15804:2012+A2:2019 serves as core PCR

NPCR 030:2021 Part B for ventilation components

**Program operator:**

The Norwegian EPD Foundation

**Declaration number:**

NEPD-5846-5133-EN

**Registration number:**

NEPD-5846-5133-EN

**Issue date:** 19.01.2024

**Valid to:** 19.01.2029

**EPD Software:**

LCA.no EPD generator ID: 153368

## General information

### Product

BVD

### Program operator:

Post Box 5250 Majorstuen, 0303 Oslo, Norway  
The Norwegian EPD Foundation  
Phone: +47 23 08 80 00  
web: [post@epd-norge.no](mailto:post@epd-norge.no)

### Declaration number:

NEPD-5846-5133-EN

### This declaration is based on Product Category Rules:

CEN Standard EN 15804:2012+A2:2019 serves as core PCR  
NPCR 030:2021 Part B for ventilation components

### Statement of liability:

The owner of the declaration shall be liable for the underlying information and evidence. EPD Norway shall not be liable with respect to manufacturer information, life cycle assessment data and evidences.

### Declared unit:

1 pcs BVD

### Declared unit with option:

A1-A3,A4,C1,C2,C3,C4,D

### Functional unit:

### General information on verification of EPD from EPD tools:

Independent verification of data, other environmental information and the declaration according to ISO 14025:2010, § 8.1.3 and § 8.1.4. Verification of each EPD is made according to EPD-Norway's guidelines for verification and approval requiring that tools are i) integrated into the company's environmental management system, ii) the procedures for use of the EPD tool are approved by EPD-Norway, and iii) the process is reviewed annually by an independent third party verifier. See Appendix G of EPD-Norway's General Programme Instructions for further information on EPD tools

### Verification of EPD tool:

Independent third party verification of the EPD tool, background data and test-EPD in accordance with EPD-Norway's procedures and guidelines for verification and approval of EPD tools.

Third party verifier:

Alexander Borg, Asplan Viak AS

(no signature required)

### Owner of the declaration:

TROX Group  
Contact person: Alina Buchner  
Phone: +49 2845 2020  
e-mail: [productsustainability-de@troxgroup.com](mailto:productsustainability-de@troxgroup.com)

### Manufacturer:

TROX Group  
Heinrich-Trox-Platz 1  
47506 Neukirchen-Vluyn, Germany

### Place of production:

TROX X-FANS GmbH  
Heinz Trox Str. 1  
36251 Bad Hersfeld, Germany

### Management system:

ISO 9001, ISO 14001:2015, ISO 50001:2018

### Organisation no:

DE 120250070

**Issue date:** 19.01.2024

**Valid to:** 19.01.2029

### Year of study:

2022

### Comparability:

EPD of construction products may not be comparable if they not comply with EN 15804 and seen in a building context.

### Development and verification of EPD:

The declaration is created using EPD tool lca.tools ver EPD2022.03, developed by LCA.no. The EPD tool is integrated in the company's management system and has been approved by EPD Norway.

Developer of EPD: Bjoern Eckhardt

Reviewer of company-specific input data and EPD: Markus Nierula

### Approved:



Håkon Hauan  
Managing Director of EPD-Norway

## Product

### Product description:

Roof fan conveying smoke gases of temperature classes F400 and F600. Vertical outlet, with direct drive due to three-phase current IEC standard motor Encased against volume flow rate and separately ventilated through a motor cooling air system Casing made of corrosion-resistant aluminium

### Product specification

Smoke extraction roof fan type BVD 500/30 -6 . For conveying smoke gases of temperature class 600.

With DoP / BVD - F600 / 005, in accordance with EN 12101-T3.

Vertical discharge, with direct drive by three-phase IEC motor

standard motor, type V1, ISO class H, encapsulated against the volume flow, externally ventilated by a motor-cooling air system. Electrically wired with an external terminal box.

Base plate made of galvanised sheet steel with deep-drawn inlet nozzle, fixing studs for direct flange-mounting of additional components. Housing made of corrosion-resistant aluminium,

radial impeller, single inlet, made of sheet steel, dynamically balanced in accordance with DIN ISO 1940, quality class G 6.3, surface protection with polyester resin-based powder coating.

Depending on the insulation class in conjunction with the TROX X-FANS frequency inverter, also infinitely variable in the event of smoke extraction.

Materials	kg	%
Chemical	4,20	2,09
Electronic - Unspecified	1,00	0,50
Insulation, Mineral based	9,52	4,74
Metal - Aluminium	22,28	11,08
Metal - Galvanized Steel	33,88	16,86
Metal - Stainless steel	4,95	2,46
Metal - Steel	90,13	44,85
Motor	35,00	17,42
Total	200,95	

Packaging	kg	%
Packaging - Pallet	21,88	100,00
Total incl. packaging	222,84	

### Technical data:

6 sizes

More than 100 types

Volume flow rate V max. 54,360 m<sup>3</sup>/h

Total pressure increase p1 max. 2,300 Pa

Powder coating possible in all RAL colours

Corrosion protection category up to C5

With deflector hood SL1000

### Market:

Europe

### Reference service life, product

25 years

### Reference service life, building or construction works

60 years

## LCA: Calculation rules

### Declared unit:

1 pcs BVD

### Cut-off criteria:

All major raw materials and all the essential energy is included. The production processes for raw materials and energy flows with very small amounts (less than 1%) are not included. These cut-off criteria do not apply for hazardous materials and substances.

### Allocation:

The allocation is made in accordance with the provisions of EN 15804. Energy, water and waste production in-house is allocated equally among all products through mass allocation. Effects of primary production of recycled materials is allocated to the main product in which the material was used. The recycling process and transportation of the material is allocated to this analysis.

### Data quality:

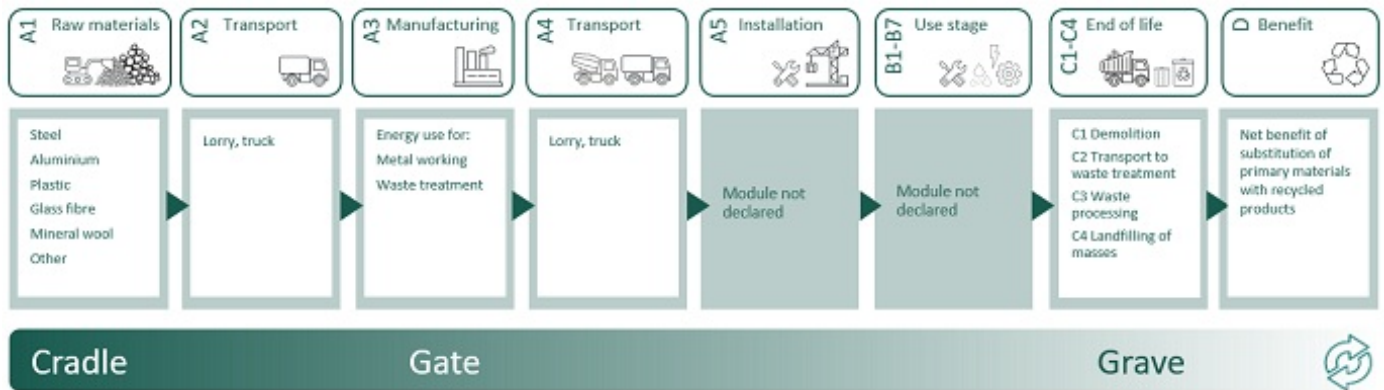
Specific data for the product composition are provided by the manufacturer. The data represent the production of the declared product and were collected for EPD development in the year of study. Background data is based on EPDs according to EN 15804 and different LCA databases. The data quality of the raw materials in A1 is presented in the table below.

Materials	Source	Data quality	Year
Chemical	ecoinvent 3.6	Database	2019
Electronic - Unspecified	ecoinvent 3.6	Database	2019
Insulation, Mineral based	ecoinvent 3.6	Database	2019
Metal - Aluminium	ecoinvent 3.6	Database	2019
Metal - Galvanized Steel	ecoinvent 3.6	Database	2019
Metal - Stainless steel	ecoinvent 3.6	Database	2019
Metal - Steel	ecoinvent 3.6	Database	2019
Packaging - Pallet	ecoinvent 3.6	Database	2019
Metal - Galvanized Steel	ecoinvent 3.6	Database	2020
Metal - Galvanized Steel	Modified ecoinvent 3.6	Database	2019
Motor	Modified ecoinvent 3.6	Database	2019

**System boundaries (X=included, MND=module not declared, MNR=module not relevant)**

Product stage			Construction installation stage	Use stage								End of life stage				Beyond the system boundaries
Raw materials	Transport	Manufacturing	Transport	Assembly	Use	Maintenance	Repair	Replacement	Refurbishment	Operational energy use	Operational water use	De-construction demolition	Transport	Waste processing	Disposal	Reuse-Recovery- Recycling-potential
A1	A2	A3	A4	A5	B1	B2	B3	B4	B5	B6	B7	C1	C2	C3	C4	D
X	X	X	X	MND	MND	MND	MND	MND	MND	MND	MND	X	X	X	X	X

**System boundary:**



**Additional technical information:**

Vertical discharge, with direct drive by three-phase IEC standard motor. Encapsulated against volume flow and externally ventilated by a motor cooling air system. Housing made of corrosion-resistant aluminium. 6 sizes. Over 100 types. Volume flow V max. 54. 360 m<sup>3</sup>/h. Total pressure increase p1 max. 2. 300 Pa. Corrosion protection category up to C5. Stainless steel version possible. SL1000 with deflector hood version insulated from the building possible. Suitable for conveying humid air (encapsulated motor)














## LCA: Scenarios and additional technical information

The following information describe the scenarios in the different modules of the EPD.

Transport from production place to user (A4)	Capacity utilisation (incl. return) %	Distance (km)	Fuel/Energy Consumption	Unit	Value (Liter/tonne)
Truck, 16-32 tonnes, EURO 6 (km)	36,7 %	400	0,043	l/tkm	17,20
De-construction demolition (C1)		Unit	Value		
Demolition of building per kg of ventilation product (kg)		kg/DU	201,00		
Transport to waste processing (C2)	Capacity utilisation (incl. return) %	Distance (km)	Fuel/Energy Consumption	Unit	Value (Liter/tonne)
Truck, 16-32 tonnes, EURO 6 (km)	36,7 %	50	0,043	l/tkm	2,15
Waste processing (C3)		Unit	Value		
Materials to recycling (kg)		kg	168,37		
Waste treatment per kg Bulk iron waste, excluding reinforcement, sorting plant (kg)		kg	35,00		
Waste treatment per kg Electronic scrap, incineration (kg)		kg	1,00		
Disposal (C4)		Unit	Value		
Landfilling of ashes from incineration of Electronic scrap, process of ashes and residues (kg)		kg	0,70		
Substitution of primary steel with net scrap (kg)		kg	6,04		
Waste treatment per kg Copper slag, to landfill, residual material landfill (kg)		kg	0,56		
Waste, aluminium, to landfill (kg)		kg	2,14		
Waste, hazardous waste, to landfill (kg)		kg	4,20		
Waste, mineral wool, to landfil (kg)		kg	9,52		
Waste, scrap steel, to landfill (kg)		kg	9,13		
Benefits and loads beyond the system boundaries (D)		Unit	Value		
Substitution of primary aluminium with net scrap (kg)		kg	23,56		
Substitution of primary copper with net scrap (kg)		kg	2,14		
Substitution of primary steel with net scrap (kg)		kg	85,96		

## LCA: Results

The LCA results are presented below for the declared unit defined on page 2 of the EPD document.

Environmental impact									
Indicator	Unit	A1-A3	A4	C1	C2	C3	C4	D	
 GWP-total	kg CO <sub>2</sub> -eq	1,05E+03	1,46E+01	2,65E-01	1,82E+00	1,06E+00	-5,54E+00	-3,14E+02	
 GWP-fossil	kg CO <sub>2</sub> -eq	1,04E+03	1,46E+01	2,65E-01	1,82E+00	1,06E+00	-5,54E+00	-3,09E+02	
 GWP-biogenic	kg CO <sub>2</sub> -eq	8,48E+00	6,03E-03	4,97E-05	7,53E-04	2,71E-04	-2,58E-03	-1,04E+00	
 GWP-luluc	kg CO <sub>2</sub> -eq	5,12E+00	5,18E-03	2,09E-05	6,48E-04	5,44E-05	5,00E-03	-4,02E+00	
 ODP	kg CFC11 -eq	8,37E-05	3,30E-06	5,73E-08	4,12E-07	7,29E-09	-1,11E-07	-2,09E-05	
 AP	mol H <sup>+</sup> -eq	8,39E+00	4,18E-02	2,77E-03	5,23E-03	4,73E-04	-2,75E-02	-2,75E+00	
 EP-FreshWater	kg P -eq	7,78E-02	1,16E-04	9,65E-07	1,45E-05	2,12E-06	-3,66E-04	-1,97E-02	
 EP-Marine	kg N -eq	1,05E+00	8,28E-03	1,22E-03	1,03E-03	1,82E-04	-5,55E-03	-3,11E-01	
 EP-Terrestrial	mol N -eq	1,66E+01	9,26E-02	1,34E-02	1,16E-02	1,90E-03	-5,59E-02	-3,51E+00	
 POCP	kg NMVOC -eq	4,13E+00	3,55E-02	3,69E-03	4,43E-03	4,73E-04	-2,74E-02	-1,29E+00	
 ADP-minerals&metals <sup>1</sup>	kg Sb -eq	2,31E-01	4,02E-04	4,07E-07	5,03E-05	6,19E-07	-1,08E-04	-6,12E-03	
 ADP-fossil <sup>1</sup>	MJ	1,32E+04	2,20E+02	3,65E+00	2,75E+01	9,02E-01	-4,22E+01	-3,50E+03	
 WDP <sup>1</sup>	m <sup>3</sup>	1,21E+05	2,13E+02	7,75E-01	2,66E+01	5,20E+01	3,74E+02	-1,15E+05	







GWP-total = Global Warming Potential total; GWP-fossil = Global Warming Potential fossil fuels; GWP-biogenic = Global Warming Potential biogenic; GWP-luluc = Global Warming Potential land use and land use change; ODP = Depletion potential of the stratospheric ozone layer; AP = Acidification potential, Accumulated Exceedance; EP-freshwater = Eutrophication potential, fraction of nutrients reaching freshwater end compartment; EP-marine = Eutrophication potential, fraction of nutrients reaching marine end compartment; EP-terrestrial = Eutrophication potential, Accumulated Exceedance; POCP = Formation potential of tropospheric ozone; ADP-minerals&metals = Abiotic depletion potential for non-fossil resources; ADP-fossil = Abiotic depletion for fossil resources potential; WDP = Water (user) deprivation potential, deprivation-weighted water consumption

"Reading example: 9,0 E-03 = 9,0\*10<sup>-3</sup> = 0,009"

\*INA Indicator Not Assessed

1. The results of this environmental impact indicator shall be used with care as the uncertainties on these results are high or as there is limited experienced with the indicator

## Remarks to environmental impacts

Additional environmental impact indicators									
Indicator	Unit	A1-A3	A4	C1	C2	C3	C4	D	
 PM	Disease incidence	7,89E-05	8,91E-07	7,34E-08	1,11E-07	3,33E-09	-4,51E-07	-2,42E-05	
 IRP <sup>2</sup>	kgBq U235 -eq	5,06E+01	9,62E-01	1,56E-02	1,20E-01	9,29E-03	5,65E-02	-1,13E+01	
 ETP-fw <sup>1</sup>	CTUe	5,11E+04	1,63E+02	1,99E+00	2,04E+01	3,39E+00	9,86E+02	-1,63E+04	
 HTP-c <sup>1</sup>	CTUh	5,04E-06	0,00E+00	0,00E+00	0,00E+00	8,90E-11	-1,48E-08	-1,10E-06	
 HTP-nc <sup>1</sup>	CTUh	6,68E-05	1,78E-07	1,81E-09	2,23E-08	8,95E-09	1,62E-06	-5,84E-06	
 SQP <sup>1</sup>	dimensionless	7,85E+03	1,54E+02	4,63E-01	1,92E+01	5,62E-01	3,10E+01	-1,83E+02	

PM = Particulate Matter emissions; IRP = Ionizing radiation – human health; ETP-fw = Eco toxicity – freshwater; HTP-c = Human toxicity – cancer effects; HTP-nc = Human toxicity – non cancer effects; SQP = Potential Soil Quality Index (dimensionless)

"Reading example: 9,0 E-03 = 9,0\*10<sup>-3</sup> = 0,009"

\*INA Indicator Not Assessed

1. The results of this environmental impact indicator shall be used with care as the uncertainties on these results are high or as there is limited experienced with the indicator
2. This impact category deals mainly with the eventual impact of low dose ionizing radiation on human health of the nuclear fuel cycle. It does not consider effects due to possible nuclear accidents, occupational exposure nor due to radioactive waste disposal in underground facilities. Potential ionizing radiation from the soil, from radon and from some construction materials is also not measured by this indicator.






Resource use									
Indicator	Unit	A1-A3	A4	C1	C2	C3	C4	D	
 PERE	MJ	2,44E+03	3,15E+00	1,97E-02	3,94E-01	2,68E-01	-9,15E-01	-1,05E+03	
 PERM	MJ	0,00E+00	0,00E+00	0,00E+00	0,00E+00	0,00E+00	0,00E+00	0,00E+00	
 PERT	MJ	2,80E+03	3,15E+00	1,97E-02	3,94E-01	2,68E-01	-9,15E-01	-1,05E+03	
 PENRE	MJ	1,32E+04	2,20E+02	3,65E+00	2,75E+01	9,02E-01	-4,21E+01	-3,50E+03	
 PENRM	MJ	0,00E+00	0,00E+00	0,00E+00	0,00E+00	0,00E+00	0,00E+00	0,00E+00	
 PENRT	MJ	1,32E+04	2,20E+02	3,65E+00	2,75E+01	9,02E-01	-4,21E+01	-3,50E+03	
 SM	kg	7,09E+01	0,00E+00	1,79E-03	0,00E+00	3,86E-04	9,11E-02	1,50E+00	
 RSF	MJ	5,70E+01	1,13E-01	4,85E-04	1,41E-02	5,64E-03	2,51E-01	3,16E+00	
 NRSF	MJ	2,39E+02	4,03E-01	7,14E-03	5,04E-02	-2,15E-04	7,77E+00	1,01E+02	
 FW	m <sup>3</sup>	1,53E+01	2,35E-02	1,88E-04	2,94E-03	3,09E-03	-2,80E-03	-5,59E+00	

PERE = Use of renewable primary energy excluding renewable primary energy resources used as raw materials; PERM = Use of renewable primary energy resources used as raw materials; PERT = Total use of renewable primary energy resources; PENRE = Use of non renewable primary energy excluding non-renewable primary energy resources used as raw materials; PENRM = Use of non renewable primary energy resources used as raw materials; PENRT = Total use of non renewable primary energy resources; SM = Use of secondary materials; RSF = Use of renewable secondary fuels; NRSF = Use of non-renewable secondary fuels; FW = Net use of fresh water

"Reading example: 9,0 E-03 = 9,0\*10<sup>-3</sup> = 0,009"






\*INA Indicator Not Assessed

End of life - Waste									
Indicator	Unit	A1-A3	A4	C1	C2	C3	C4	D	
	HWD	kg	7,34E+00	1,14E-02	1,07E-04	1,42E-03	3,37E-03	4,19E+00	3,32E-01
	NHWD	kg	3,44E+02	1,07E+01	4,32E-03	1,34E+00	4,74E-01	1,91E+01	-1,02E+02
	RWD	kg	4,78E-02	1,50E-03	2,53E-05	1,87E-04	6,44E-06	3,02E-05	-1,07E-02

HWD = Hazardous waste disposed; NHWD = Non-hazardous waste disposed; RWD = Radioactive waste disposed

\*Reading example: 9,0 E-03 =  $9,0 \cdot 10^{-3}$  = 0,009"

\*INA Indicator Not Assessed

End of life - Output flow									
Indicator	Unit	A1-A3	A4	C1	C2	C3	C4	D	
	CRU	kg	0,00E+00	0,00E+00	0,00E+00	0,00E+00	0,00E+00	0,00E+00	0,00E+00
	MFR	kg	3,21E+01	0,00E+00	1,76E-03	0,00E+00	1,68E+02	3,87E-04	-5,86E-02
	MER	kg	5,81E+00	0,00E+00	5,45E-06	0,00E+00	5,58E-05	3,84E-06	-7,71E-03
	EEE	MJ	3,96E+00	0,00E+00	1,87E-05	0,00E+00	5,63E-01	2,78E-05	-1,89E-02
	EET	MJ	6,00E+01	0,00E+00	2,83E-04	0,00E+00	8,51E+00	4,21E-04	-2,86E-01

CRU = Components for re-use; MFR = Materials for recycling; MER = Materials for energy recovery; EEE = Exported energy electrical; EET = Exported energy thermal

\*Reading example: 9,0 E-03 =  $9,0 \cdot 10^{-3}$  = 0,009"

\*INA Indicator Not Assessed

Biogenic Carbon Content		
Indicator	Unit	At the factory gate
Biogenic carbon content in product	kg C	0,00E+00
Biogenic carbon content in accompanying packaging	kg C	0,00E+00

Note: 1 kg biogenic carbon is equivalent to 44/12 kg CO<sub>2</sub>

## Additional requirements

### Greenhouse gas emissions from the use of electricity in the manufacturing phase

National production mix from import, low voltage (production of transmission lines, in addition to direct emissions and losses in grid) of applied electricity for the manufacturing process (A3).

Electricity mix	Data source	Amount	Unit
Electricity, market mix (kWh) - Germany	ecoinvent 3.6	585,93	g CO <sub>2</sub> -eq/kWh

### Dangerous substances

The product contains no substances on the REACH Candidate list at or above 100 ppm, 0,01 % by weight.

### Indoor environment






## Additional Environmental Information

Additional environmental impact indicators required in NPCR Part A for construction products								
Indicator	Unit	A1-A3	A4	C1	C2	C3	C4	D
GWPIOBC	kg CO <sub>2</sub> -eq	1,06E+03	1,46E+01	2,65E-01	1,82E+00	1,06E+00	-8,84E+00	-3,48E+02

GWPIOBC: Global warming potential calculated according to the principle of instantaneous oxidation. In order to increase the transparency of biogenic carbon contribution to climate impact, the indicator GWP-IOBC is required as it declares climate impacts calculated according to the principle of instantaneous oxidation. GWP-IOBC is also referred to as GWP-GHG in context to Swedish public procurement legislation.

## Bibliography

ISO 14025:2010 Environmental labels and declarations - Type III environmental declarations - Principles and procedures.  
 ISO 14044:2006 Environmental management - Life cycle assessment - Requirements and guidelines.  
 EN 15804:2012+A2:2019 Environmental product declaration - Core rules for the product category of construction products.  
 ISO 21930:2017 Sustainability in buildings and civil engineering works - Core rules for environmental product declarations of construction products.  
 ecoinvent v3, Allocation, cut-off by classification, Swiss Centre of Life Cycle Inventories.  
 Iversen et al., (2021) eEPD v2021.09 Background information for EPD generator tool system verification, LCA.no Report number: 07.21  
 Graafland and Iversen (2022) EPD generator for NPCR 030 Ventilation components, Background information for EPD generator application and LCA data, LCA.no report number: 12.22  
 NPCR Part A: Construction products and services. Ver. 2.0. April 2021, EPD-Norge.  
 NPCR 030 Part B for Ventilation components, Ver. 1.0, 18.05.2021, EPD Norway.

 <b>epd-norway</b> <small>Global Program Operator</small>	<b>Program operator and publisher</b> The Norwegian EPD Foundation Post Box 5250 Majorstuen, 0303 Oslo, Norway	Phone: +47 23 08 80 00 e-mail: <a href="mailto:post@epd-norge.no">post@epd-norge.no</a> web: <a href="http://www.epd-norge.no">www.epd-norge.no</a>
	<b>Owner of the declaration:</b> TROX Group Heinrich-Trox-Platz 1, 47506 Neukirchen-Vluyn	Phone: +49 2845 2020 e-mail: <a href="mailto:productsustainability-de@troxgroup.com">productsustainability-de@troxgroup.com</a> web: <a href="https://www.trox.de/en">https://www.trox.de/en</a>
	<b>Author of the Life Cycle Assessment</b> LCA.no AS Dokka 6B, 1671	Phone: +47 916 50 916 e-mail: <a href="mailto:post@lca.no">post@lca.no</a> web: <a href="http://www.lca.no">www.lca.no</a>
	<b>Developer of EPD generator</b> LCA.no AS Dokka 6B,1671 Kråkerøy	Phone: +47 916 50 916 e-mail: <a href="mailto:post@lca.no">post@lca.no</a> web: <a href="http://www.lca.no">www.lca.no</a>
	ECO Platform ECO Portal	web: <a href="http://www.eco-platform.org">www.eco-platform.org</a> web: ECO Portal